


# Making sense of your electricity bill



## ELECTRICITY



**PRODUCTION**  
in power plants

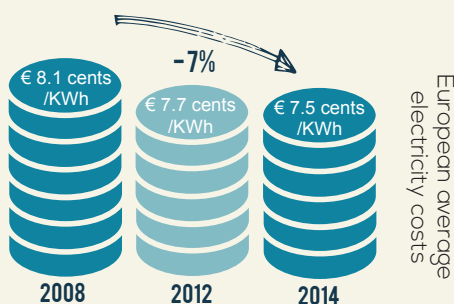


**TRADING & SELLING**  
to customers



**CUSTOMER SERVICE**

How much did you pay for this?




Resulting in an overall decrease  
from **45%** (2008)  
to **37%** (2014)  
in your bill

## TRANSPORT

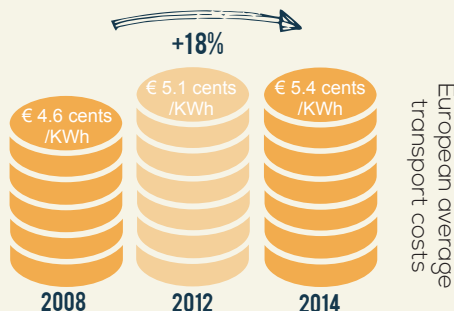


**DELIVERY**  
of electricity  
to your home



**CONSTRUCTION,  
MAINTENANCE &  
MODERNISATION**  
of power lines

How much did you pay for this?



Resulting in an overall stabilisation  
at **26%** (2008-2014)  
in your bill

## TAXES



An array of **POLICY COSTS & TAXES**  
decided by governments

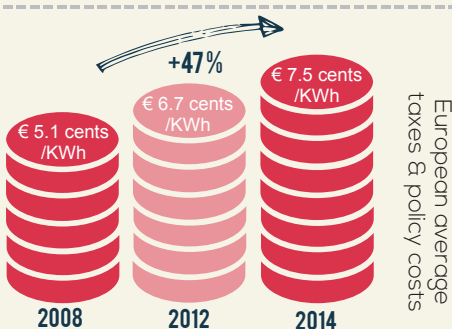


Renewables support  
Vulnerable customers  
Nuclear decommissioning  
...



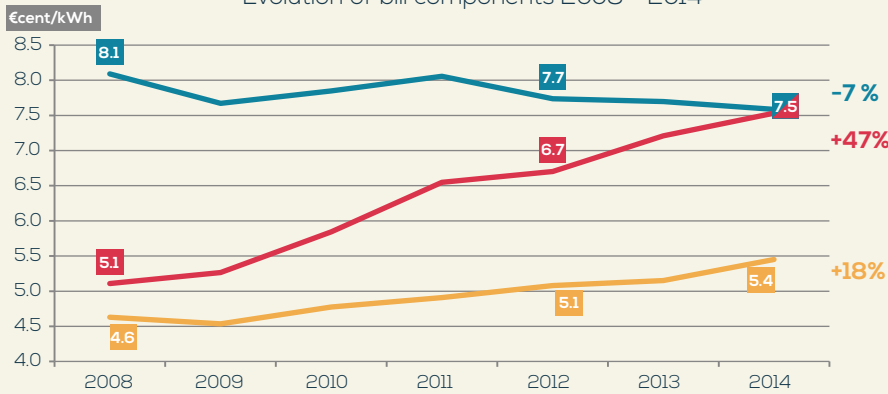
Value added tax (VAT)  
Excise duties  
...

How much did you pay for this?

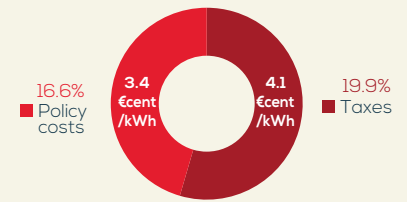


Resulting in an overall increase  
from **29%** (2008)  
to **36%** (2014)  
in your bill

Evolution of bill components 2008 - 2014

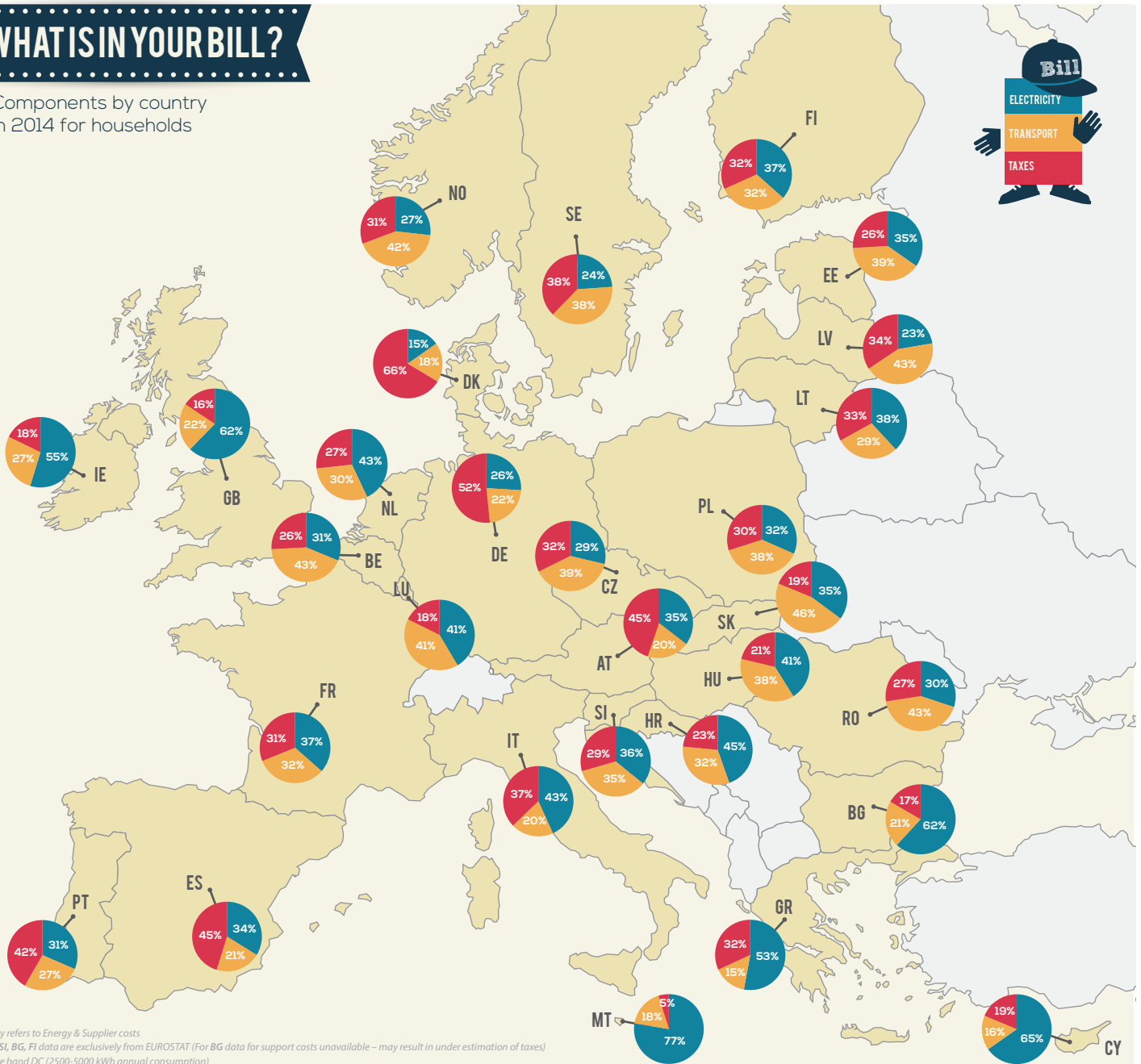


Breakdown of taxes in 2014



## WHAT IS IN YOUR BILL?

Components by country in 2014 for households



For more information: [www.eurelectric.org/consumers/prices](http://www.eurelectric.org/consumers/prices)

## Union of the Electricity Industry - EURELECTRIC

Boulevard de l'Impératrice, 66 boîte 2  
 1000 Brussels  
 Belgium

T.: + 32 (0)2 515 10 00 - F.: + 32 (0)2 515 10 10  
 website: [www.eurelectric.org](http://www.eurelectric.org)  
[twitter.com/EURELECTRIC](https://twitter.com/EURELECTRIC)

EU Transparency Register number: 4271427696-87

**eurelectric**  
 ELECTRICITY FOR EUROPE

Contact:  
 Samuele REPETTO, Data Analyst - [srepetto@eurelectric.org](mailto:srepetto@eurelectric.org)  
 Giuseppe LORUBIO, Manager Retail Markets & Customers - [glorubio@eurelectric.org](mailto:glorubio@eurelectric.org)